

**EQUIPMENT & SERVICES
INTERNATIONAL, LLC**

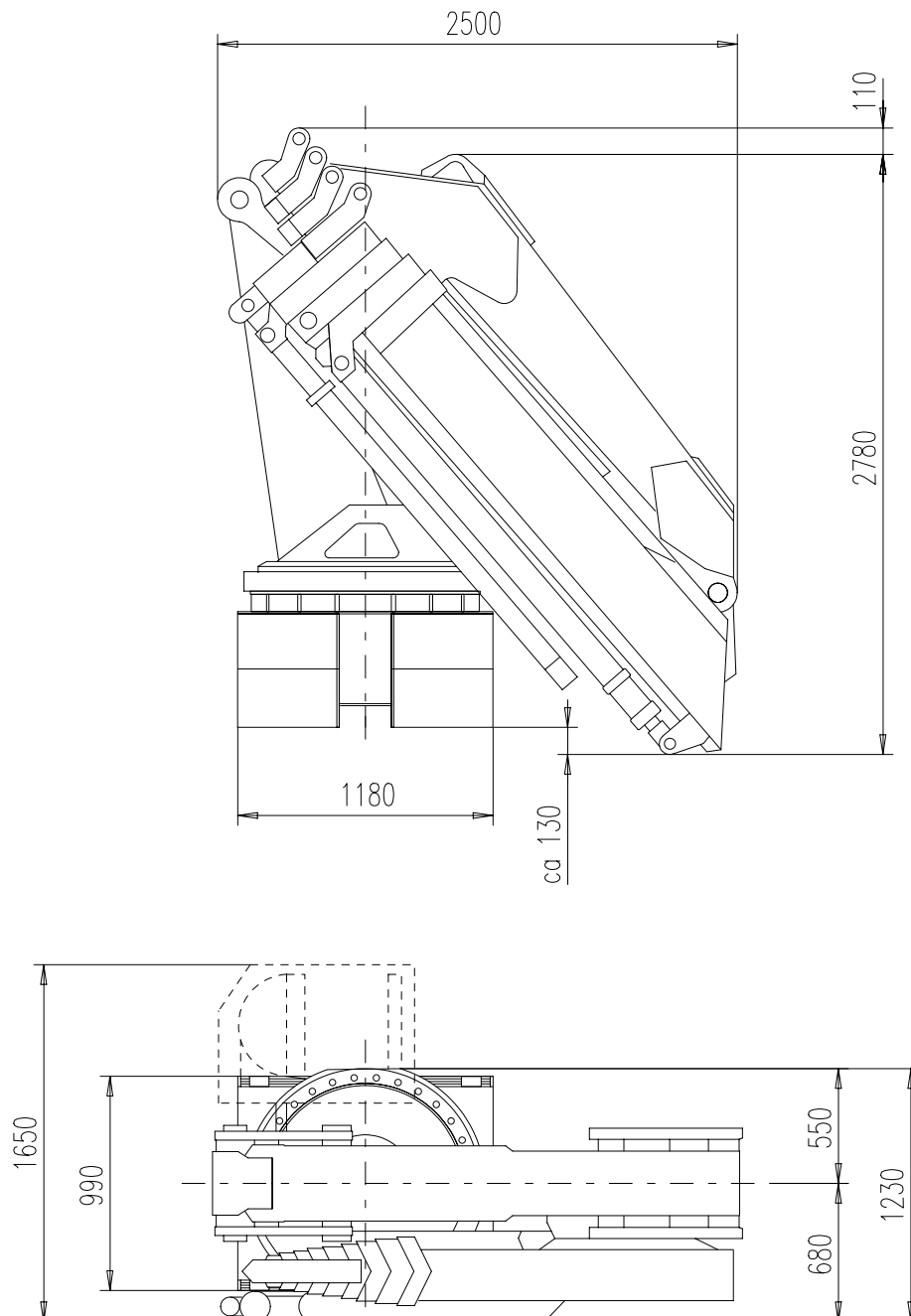
5810 Post Rd.
East Greenwich, RI 02818
TEL +1-401-884-2893 - FAX: +1-401-884-1260
WWW.ESILLC.CC
E-MAIL: SALES@ESILLC.CC / ENGINEERING@ESILLC.CC



CRANE MODEL T-50500M

VERSIONS -/1S THROUGH -/8

OVERALL DIMENSIONS – mm
(1 in = 25.4 mm)



**EQUIPMENT & SERVICES
INTERNATIONAL, LLC**

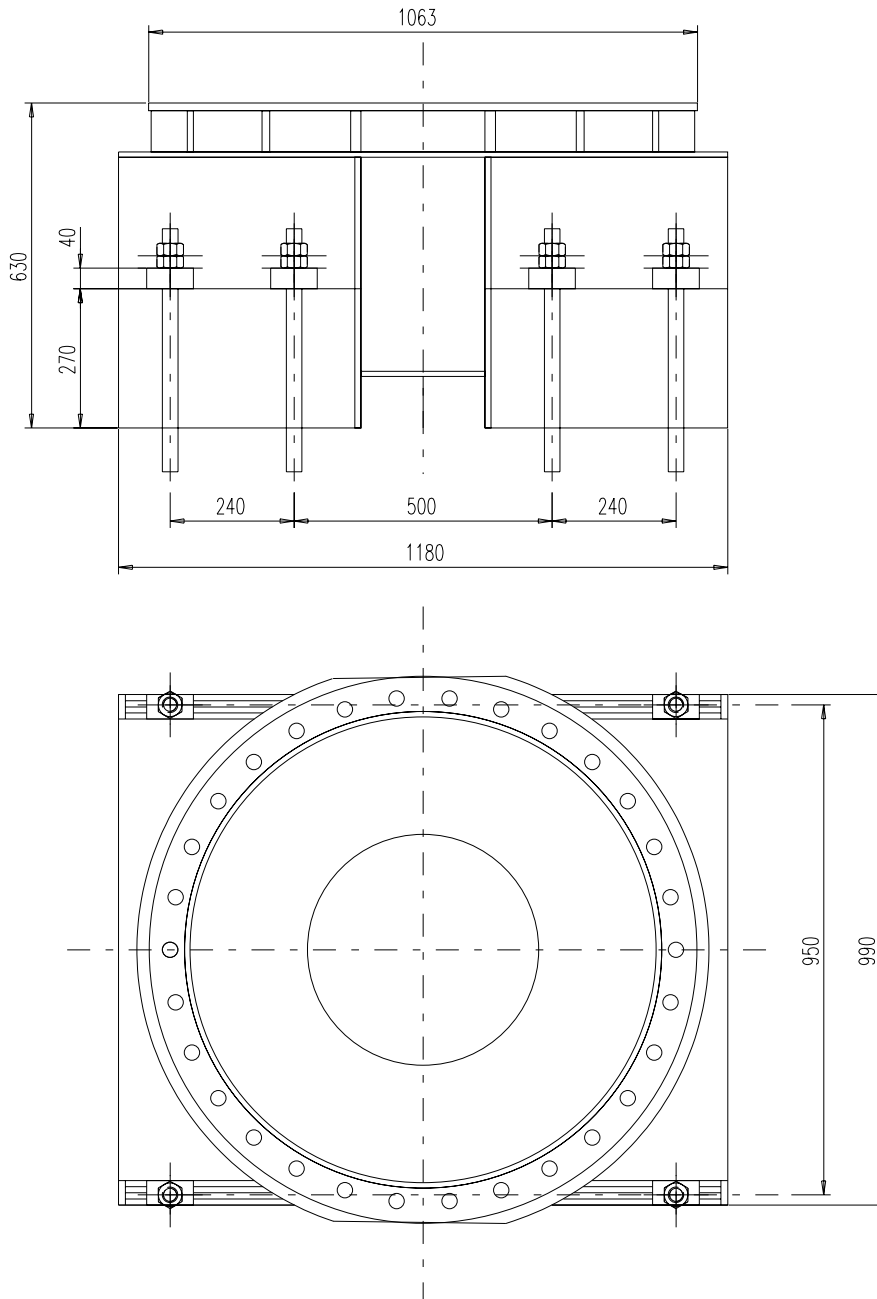
5810 Post Rd.
East Greenwich, RI 02818
TEL +1-401-884-2893 - FAX: +1-401-884-1260
WWW.ESILLC.CC
E-MAIL: SALES@ESILLC.CC / ENGINEERING@ESILLC.CC



CRANE MODEL T-50500M

T - 50500

FOUNDATION DIMENSIONS (mm)
(1 in = 25.4 mm)



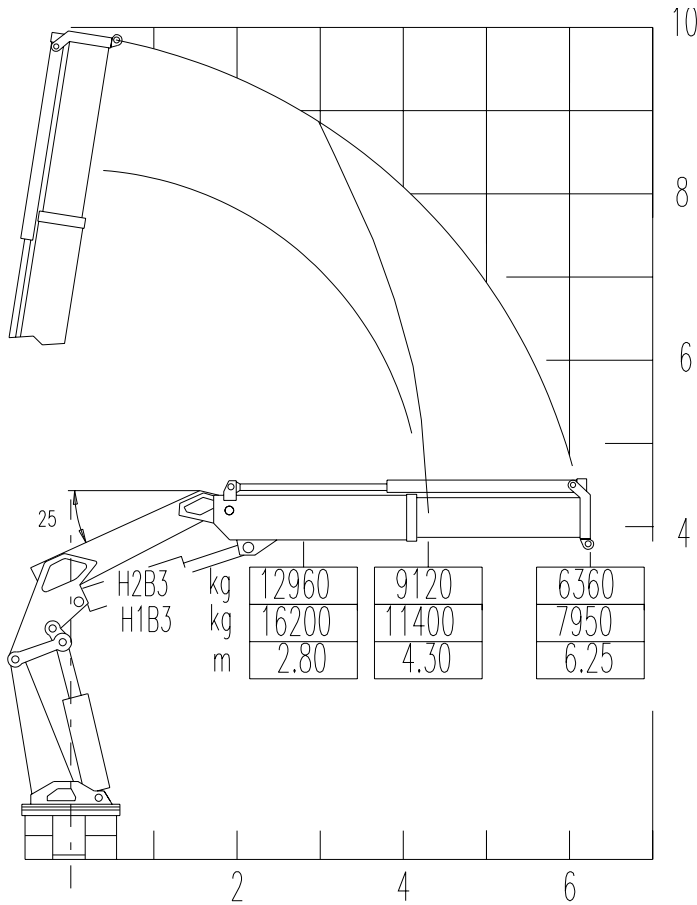
**EQUIPMENT & SERVICES
INTERNATIONAL, LLC**

5810 Post Rd.
East Greenwich, RI 02818
TEL +1-401-884-2893 - FAX: +1-401-884-1260
WWW.ESILLC.CC
E-MAIL: SALES@ESILLC.CC / ENGINEERING@ESILLC.CC



CRANE MODEL T-50500M

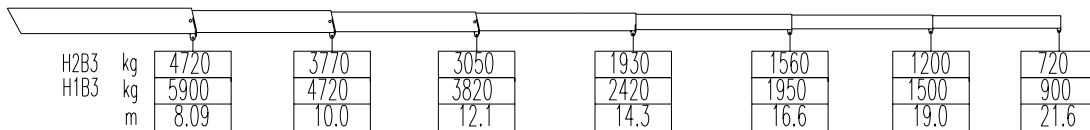
**T – 50500/1S
LOADING DIAGRAM – UNITS: KG/ M**
(1 KG = 2.204 LBS)
(1 M = 3.28 FEET)



PROLUNGHE MANUALI
MECHANISCHE AUSLEGER

MANUAL EXTENSIONS
PROLONGACIONES MECANICAS

RALLONGES MECANQUES



**EQUIPMENT & SERVICES
INTERNATIONAL, LLC**

5810 Post Rd.
East Greenwich, RI 02818
TEL +1-401-884-2893 - FAX: +1-401-884-1260
WWW.ESILLC.CC
E-MAIL: SALES@ESILLC.CC / ENGINEERING@ESILLC.CC



CRANE MODEL T-50500M

T – 50500/1S

TECHNICAL DATA				
	METRIC		IMPERIAL - USA	
	H2B3	H1B3	H2B3	H1B3
MAXIMUM LIFTING MOMENT (H1B3)	tm 40	tm 50	LbsFt 289000	LbsFt 362000
MAXIMUM HORIZONTAL REACH (FT)	m 6.25		Ft in 20' 6"	
MAXIMUM VERTICAL REACH (FT)	m 9.9		Ft in 32'	
SLEWING ANGLE	CONTINUOUS			
SLEWING SPEED	° / s 4			
MAXIMUM WORKING HEEL	4° (7%)			
HYDRAULIC PRESSURE	bar 260	bar 300	psi 3770	psi 4350
HYDRAULIC FLOW	dm ³ /min 80		Gal/min 21	
OIR RESERVOIR RECOMMENDED CAPACITY	dm ³ 200		Gal 53	
WEIGHT	kg 4970		Lbs 10950	

STANDARD FEATURES:

- HEXAGONAL SECTION EXTENSIONS FOR ADDED EXTRENGTH
- INDEPENDENT EXTENSION CYLINDERS
- DOUBLE SLEWING SYSTEM ON SHEAR BAL BEARING ROTATION TABLE
- FLANGED MOUNTED VALVES
- ASSEMBLY KIT – HYD. MANIFOLD, HOSES & FITTINGS.
- FABRICATED COMPONENTS ARE SANDBLASTED TO NEAR WHITE CONDITION
- 3-COAT MARINE PAINT SYSTEM
- CRANES ARE DESIGNED ACCORDING TO DIN 15018/H1B3 (H2B3 FOR MARINE CRANES)
- LOAD LIMITING DEVICE
- ESI POWER SYSTEM (AVPS)

OPTIONS:

- HYDRAULIC WINCH
- REMOTE CONTROLS
- MANUAL EXTENSIONS
- ADDITIONAL STAGES IN CONTROL MANIFOLD TO OPERATE ADDITIONAL ACCESSORIES

**EQUIPMENT & SERVICES
INTERNATIONAL, LLC**

5810 Post Rd.
East Greenwich, RI 02818
TEL +1-401-884-2893 - FAX: +1-401-884-1260
WWW.ESILLC.CC
E-MAIL: SALES@ESILLC.CC / ENGINEERING@ESILLC.CC



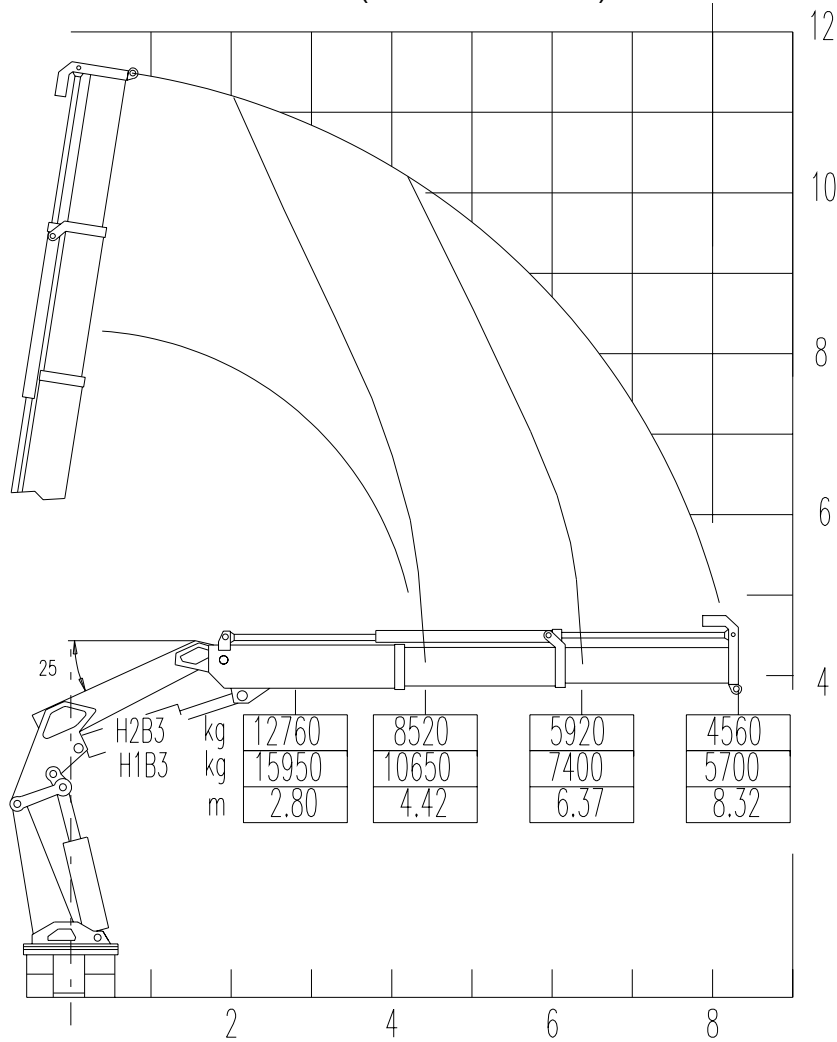
CRANE MODEL T-50500M

T - 50500/2S

LOADING DIAGRAM – UNITS: KG/ M

(1 KG = 2.204 LBS)

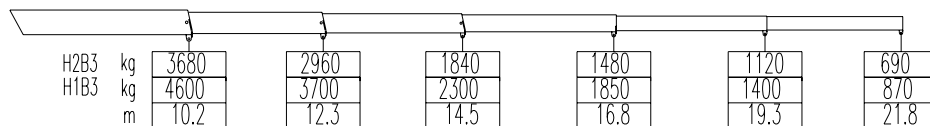
(1 M = 3.28 FEET)



PROLUNGHE MANUALI
MECHANISCHE AUSLEGER

MANUAL EXTENSIONS
PROLONGACIONES MECANICAS

RALLONGES MECANQUES



**EQUIPMENT & SERVICES
INTERNATIONAL, LLC**

5810 Post Rd.
East Greenwich, RI 02818
TEL +1-401-884-2893 - FAX: +1-401-884-1260
WWW.ESILLC.CC
E-MAIL: SALES@ESILLC.CC / ENGINEERING@ESILLC.CC



CRANE MODEL T-50500M

T – 50500/2S

TECHNICAL DATA				
	METRIC		IMPERIAL - USA	
	H2B3	H1B3	H2B3	H1B3
MAXIMUM LIFTING MOMENT (H1B3)	tm 38.0	tm 47.5	LbsFt 275000	LbsFt 344000
MAXIMUM HORIZONTAL REACH (FT)	m 8.32		Ft in 27' 4"	
MAXIMUM VERTICAL REACH (FT)	m 11.5		Ft in 37' 9"	
SLEWING ANGLE	CONTINUOUS			
SLEWING SPEED	° / s 4			
MAXIMUM WORKING HEEL	4° (7%)			
HYDRAULIC PRESSURE	bar 260	bar 300	psi 3770	psi 4350
HYDRAULIC FLOW	dm ³ /min 80		Gal/min 21	
OIR RESERVOIR RECOMMENDED CAPACITY	dm ³ 200		Gal 53	
WEIGHT	kg 5300		Lbs 11700	

STANDARD FEATURES:

- HEXAGONAL SECTION EXTENSIONS FOR ADDED EXTRENGTH
- INDEPENDENT EXTENSION CYLINDERS
- DOUBLE SLEWING SYSTEM ON SHEAR BAL BEARING ROTATION TABLE
- FLANGED MOUNTED VALVES
- ASSEMBLY KIT – HYD. MANIFOLD, HOSES & FITTINGS.
- FABRICATED COMPONENTS ARE SANDBLASTED TO NEAR WHITE CONDITION
- 3-COAT MARINE PAINT SYSTEM
- CRANES ARE DESIGNED ACCORDING TO DIN 15018/H1B3 (H2B3 FOR MARINE CRANES)
- LOAD LIMITING DEVICE
- ESI POWER SYSTEM (AVPS)

OPTIONS:

- HYDRAULIC WINCH
- REMOTE CONTROLS
- MANUAL EXTENSIONS
- ADDITIONAL STAGES IN CONTROL MANIFOLD TO OPERATE ADDITIONAL ACCESSORIES

**EQUIPMENT & SERVICES
INTERNATIONAL, LLC**

5810 Post Rd.
East Greenwich, RI 02818
TEL +1-401-884-2893 - FAX: +1-401-884-1260
WWW.ESILLC.CC
E-MAIL: SALES@ESILLC.CC / ENGINEERING@ESILLC.CC



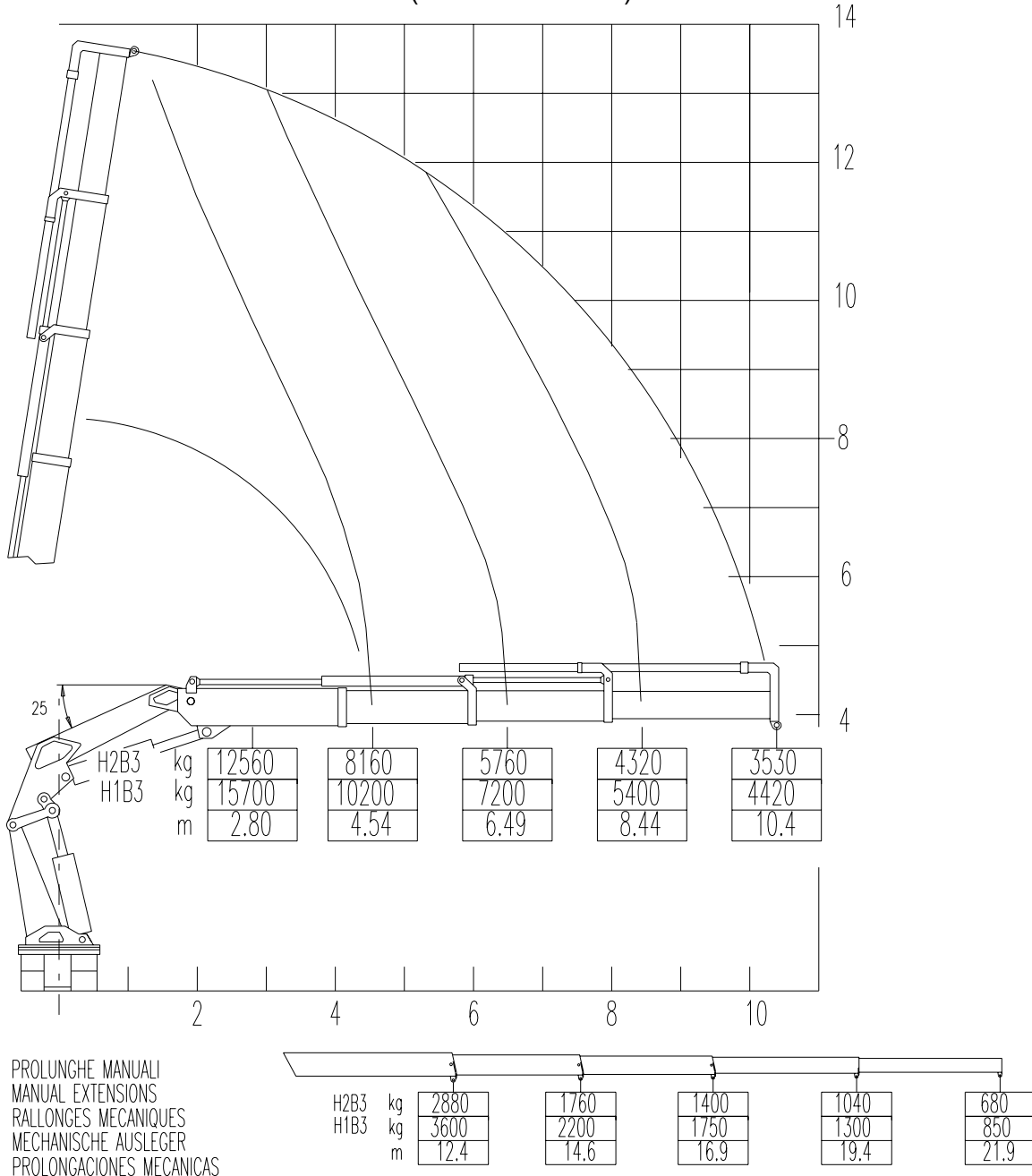
CRANE MODEL T-50500M

T – 50500/3S

LOADING DIAGRAM – UNITS: KG/ M

(1 KG = 2.204 LBS)

(1 M = 3.28 FEET)



PROLUNGHE MANUALI
MANUAL EXTENSIONS
RALLONGES MECANIKES
MECHANISCHE AUSLEGER
PROLONGACIONES MECANICAS

**EQUIPMENT & SERVICES
INTERNATIONAL, LLC**

5810 Post Rd.
East Greenwich, RI 02818
TEL +1-401-884-2893 - FAX: +1-401-884-1260
WWW.ESILLC.CC
E-MAIL: SALES@ESILLC.CC / ENGINEERING@ESILLC.CC



CRANE MODEL T-50500M

T – 50500/3S

TECHNICAL DATA				
	METRIC		IMPERIAL - USA	
	H2B3	H1B3	H2B3	H1B3
MAXIMUM LIFTING MOMENT (H1B3)	tm 37.2	tm 46.5	LbsFt 269000	LbsFt 336000
MAXIMUM HORIZONTAL REACH (FT)	m 10.4		Ft in 34' 1"	
MAXIMUM VERTICAL REACH (FT)	m 13.5		Ft in 44' 3"	
SLEWING ANGLE	CONTINUOUS			
SLEWING SPEED	° / s 4			
MAXIMUM WORKING HEEL	4° (7%)			
HYDRAULIC PRESSURE	bar 260	bar 300	psi 3770	psi 4350
HYDRAULIC FLOW	dm ³ /min 80		Gal/min 21	
OIR RESERVOIR RECOMMENDED CAPACITY	dm ³ 200		Gal 53	
WEIGHT	kg 5620		Lbs 12400	

STANDARD FEATURES:

- HEXAGONAL SECTION EXTENSIONS FOR ADDED EXTRENGTH
- INDEPENDENT EXTENSION CYLINDERS
- DOUBLE SLEWING SYSTEM ON SHEAR BAL BEARING ROTATION TABLE
- FLANGED MOUNTED VALVES
- ASSEMBLY KIT – HYD. MANIFOLD, HOSES & FITTINGS.
- FABRICATED COMPONENTS ARE SANDBLASTED TO NEAR WHITE CONDITION
- 3-COAT MARINE PAINT SYSTEM
- CRANES ARE DESIGNED ACCORDING TO DIN 15018/H1B3 (H2B3 FOR MARINE CRANES)
- LOAD LIMITING DEVICE
- ESI POWER SYSTEM (AVPS)

OPTIONS:

- HYDRAULIC WINCH
- REMOTE CONTROLS
- MANUAL EXTENSIONS
- ADDITIONAL STAGES IN CONTROL MANIFOLD TO OPERATE ADDITIONAL ACCESSORIES

**EQUIPMENT & SERVICES
INTERNATIONAL, LLC**

5810 Post Rd.
East Greenwich, RI 02818
TEL +1-401-884-2893 - FAX: +1-401-884-1260
WWW.ESILLC.CC
E-MAIL: SALES@ESILLC.CC / ENGINEERING@ESILLC.CC



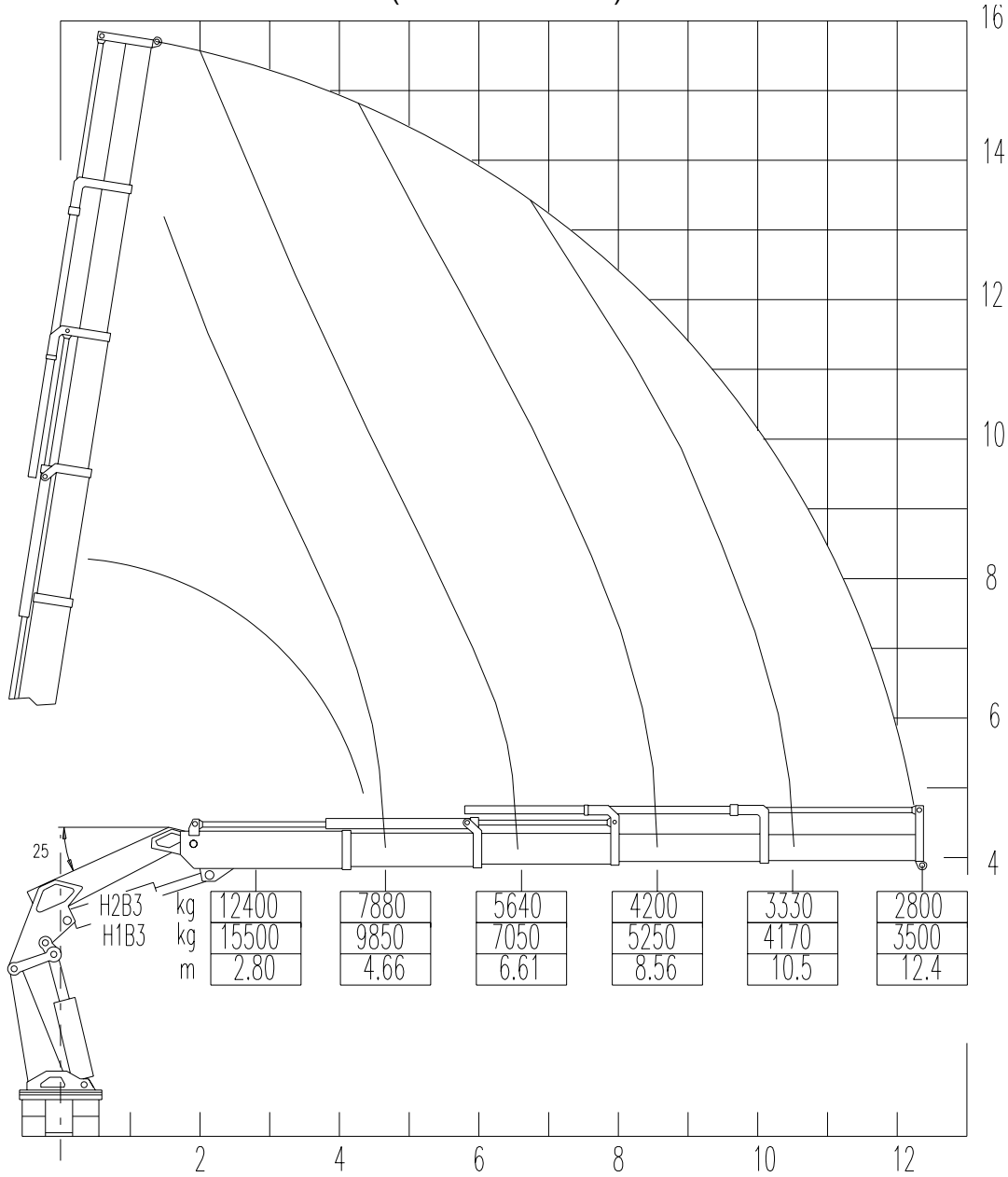
CRANE MODEL T-50500M

T – 50500/4S

LOADING DIAGRAM – UNITS: KG/ M

(1 KG = 2.204 LBS)

(1 M = 3.28 FEET)



PROLUNGHE MANUALI
MANUAL EXTENSIONS
RALLONGES MECANQUES
MECHANISCHE AUSLEGER
PROLONGACIONES MECANICAS

H2B3	kg	1680	1320	960	650
H1B3	kg	2100	1650	1200	820
	m	14.6	16.9	19.4	21.9

**EQUIPMENT & SERVICES
INTERNATIONAL, LLC**

5810 Post Rd.
East Greenwich, RI 02818
TEL +1-401-884-2893 - FAX: +1-401-884-1260
WWW.ESILLC.CC
E-MAIL: SALES@ESILLC.CC / ENGINEERING@ESILLC.CC



CRANE MODEL T-50500M

T – 50500/4S

TECHNICAL DATA				
	METRIC		IMPERIAL - USA	
	H2B3	H1B3	H2B3	H1B3
MAXIMUM LIFTING MOMENT (H1B3)	tm 36.8	tm 46.0	LbsFt 266000	LbsFt 333000
MAXIMUM HORIZONTAL REACH (FT)	m 12.4		Ft in 40' 8"	
MAXIMUM VERTICAL REACH (FT)	m 15.7		Ft in 51' 6"	
SLEWING ANGLE	CONTINUOUS			
SLEWING SPEED	° / s 6			
MAXIMUM WORKING HEEL	4° (7%)			
HYDRAULIC PRESSURE	bar 260	bar 300	psi 3770	psi 4350
HYDRAULIC FLOW	dm ³ /min 80		Gal/min 21	
OIR RESERVOIR RECOMMENDED CAPACITY	dm ³ 200		Gal 53	
WEIGHT	kg 5900		Lbs 13000	

STANDARD FEATURES:

- HEXAGONAL SECTION EXTENSIONS FOR ADDED EXTRENGTH
- INDEPENDENT EXTENSION CYLINDERS
- DOUBLE SLEWING SYSTEM ON SHEAR BAL BEARING ROTATION TABLE
- FLANGED MOUNTED VALVES
- ASSEMBLY KIT – HYD. MANIFOLD, HOSES & FITTINGS.
- FABRICATED COMPONENTS ARE SANDBLASTED TO NEAR WHITE CONDITION
- 3-COAT MARINE PAINT SYSTEM
- CRANES ARE DESIGNED ACCORDING TO DIN 15018/H1B3 (H2B3 FOR MARINE CRANES)
- LOAD LIMITING DEVICE
- ESI POWER SYSTEM (AVPS)

OPTIONS:

- HYDRAULIC WINCH
- REMOTE CONTROLS
- MANUAL EXTENSIONS
- ADDITIONAL STAGES IN CONTROL MANIFOLD TO OPERATE ADDITIONAL ACCESSORIES

**EQUIPMENT & SERVICES
INTERNATIONAL, LLC**

5810 Post Rd.
East Greenwich, RI 02818
TEL +1-401-884-2893 - FAX: +1-401-884-1260
WWW.ESILLC.CC
E-MAIL: SALES@ESILLC.CC / ENGINEERING@ESILLC.CC



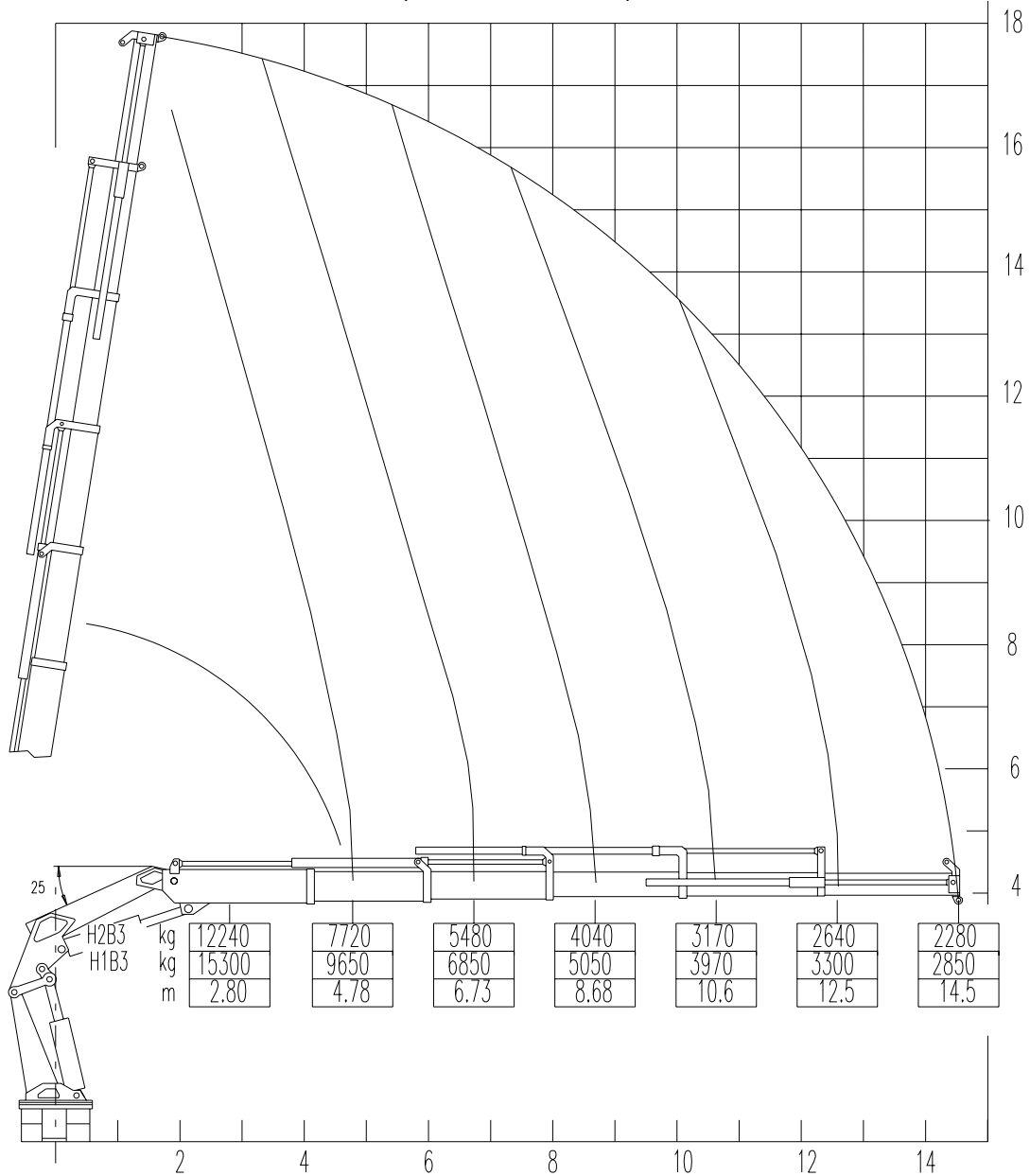
CRANE MODEL T-50500M

T – 50500/5S

LOADING DIAGRAM – UNITS: KG/ M

(1 KG = 2.204 LBS)

(1 M = 3.28 FEET)



PROLUNGHE MANUALI
MANUAL EXTENSIONS
RALLONGES MECANQUES
MECHANISCHE AUSLEGER
PROLONGACIONES MECANICAS

H2B3	kg	1530	1080	610
H1B3	kg	1920	1350	770
	m	16.7	18.9	21.1

**EQUIPMENT & SERVICES
INTERNATIONAL, LLC**

5810 Post Rd.
East Greenwich, RI 02818
TEL +1-401-884-2893 - FAX: +1-401-884-1260
WWW.ESILLC.CC
E-MAIL: SALES@ESILLC.CC / ENGINEERING@ESILLC.CC



CRANE MODEL T-50500M

T-50500 – 5S

TECHNICAL DATA				
	METRIC		IMPERIAL - USA	
	H2B3	H1B3	H2B3	H1B3
MAXIMUM LIFTING MOMENT (H1B3)	tm 36.8	tm 46.0	LbsFt 266000	LbsFt 333000
MAXIMUM HORIZONTAL REACH (FT)	m 14.5		Ft in 47' 7"	
MAXIMUM VERTICAL REACH (FT)	m 17.8		Ft in 58' 5"	
SLEWING ANGLE	CONTINUOUS			
SLEWING SPEED	° / s 6			
MAXIMUM WORKING HEEL	4° (7%)			
HYDRAULIC PRESSURE	bar 260	bar 300	psi 3770	psi 4350
HYDRAULIC FLOW	dm ³ /min 80		Gal/min 21	
HOIR RESERVOIR RECOMMENDED CAPACITY	dm ³ 200		Gal 53	
WEIGHT	kg 6100		Lbs 13400	

STANDARD FEATURES:

- HEXAGONAL SECTION EXTENSIONS FOR ADDED EXTRENGTH
- INDEPENDENT EXTENSION CYLINDERS
- DOUBLE SLEWING SYSTEM ON SHEAR BAL BEARING ROTATION TABLE
- FLANGED MOUNTED VALVES
- ASSEMBLY KIT – HYD. MANIFOLD, HOSES & FITTINGS.
- FABRICATED COMPONENTS ARE SANDBLASTED TO NEAR WHITE CONDITION
- 3-COAT MARINE PAINT SYSTEM
- CRANES ARE DESIGNED ACCORDING TO DIN 15018/H1B3 (H2B3 FOR MARINE CRANES)
- LOAD LIMITING DEVICE
- ESI POWER SYSTEM (AVPS)

OPTIONS:

- HYDRAULIC WINCH
- REMOTE CONTROLS
- MANUAL EXTENSIONS
- ADDITIONAL STAGES IN CONTROL MANIFOLD TO OPERATE ADDITIONAL ACCESSORIES

**EQUIPMENT & SERVICES
INTERNATIONAL, LLC**

5810 Post Rd.
East Greenwich, RI 02818
TEL +1-401-884-2893 - FAX: +1-401-884-1260
WWW.ESILLC.CC
E-MAIL: SALES@ESILLC.CC / ENGINEERING@ESILLC.CC



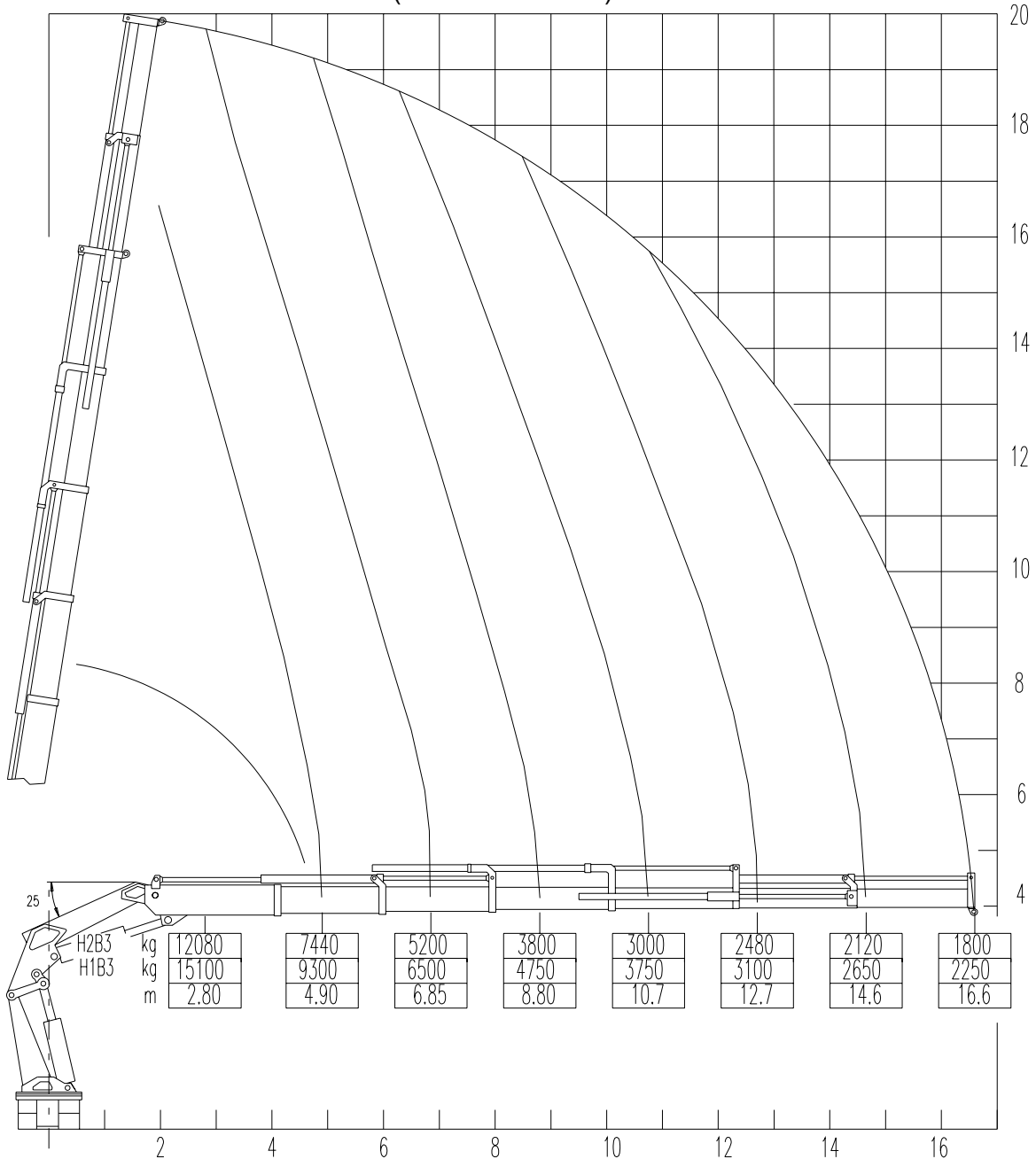
CRANE MODEL T-50500M

T – 50500/6S

LOADING DIAGRAM – UNITS: KG/ M

(1 KG = 2.204 LBS)

(1 M = 3.28 FEET)



PROLUNGHE MANUALI
MANUAL EXTENSIONS
RALLONGES MECANQUES
MECHANISCHE AUSLEGER
PROLONGACIONES MECANICAS

FE

H2B3	kg	1050	600
H1B3	kg	1320	750
	m	18.8	21.0

**EQUIPMENT & SERVICES
INTERNATIONAL, LLC**

5810 Post Rd.
East Greenwich, RI 02818
TEL +1-401-884-2893 - FAX: +1-401-884-1260
WWW.ESILLC.CC
E-MAIL: SALES@ESILLC.CC / ENGINEERING@ESILLC.CC



CRANE MODEL T-50500M

50500/6S

TECHINICAL DATA				
	METRIC		IMPERIAL - USA	
	H2B3	H1B3	H2B3	H1B3
MAXIMUM LIFTING MOMENT (H1B3)	tm 36.4	tm 45.5	LbsFt 263000	LbsFt 329000
MAXIMUM HORIZONTAL REACH (FT)	m 16.6		Ft in 54' 6"	
MAXIMUM VERTICAL REACH (FT)	m 19.8		Ft in 65' 0"	
SLEWING ANGLE	CONTINUOUS			
SLEWING SPEED	° / s 6			
MAXIMUM WORKING HEEL	4° (7%)			
HYDRAULIC PRESSURE	bar 260	bar 300	psi 3770	psi 4350
HYDRAULIC FLOW	dm ³ /min 80		Gal/min 21	
HOIR RESERVOIR RECOMMENDED CAPACITY	dm ³ 200		Gal 53	
WEIGHT	kg 6320		Lbs 13900	

STANDARD FEATURES:

- HEXAGONAL SECTION EXTENSIONS FOR ADDED EXTRENGTH
- INDEPENDENT EXTENSION CYLINDERS
- DOUBLE SLEWING SYSTEM ON SHEAR BAL BEARING ROTATION TABLE
- FLANGED MOUNTED VALVES
- ASSEMBLY KIT – HYD. MANIFOLD, HOSES & FITTINGS.
- FABRICATED COMPONENTS ARE SANDBLASTED TO NEAR WHITE CONDITION
- 3-COAT MARINE PAINT SYSTEM
- CRANES ARE DESIGNED ACCORDING TO DIN 15018/H1B3 (H2B3 FOR MARINE CRANES)
- LOAD LIMITING DEVICE
- ESI POWER SYSTEM (AVPS)

OPTIONS:

- HYDRAULIC WINCH
- REMOTE CONTROLS
- MANUAL EXTENSIONS
- ADDITIONAL STAGES IN CONTROL MANIFOLD TO OPERATE ADDITIONAL ACCESSORIES

**EQUIPMENT & SERVICES
INTERNATIONAL, LLC**

5810 Post Rd.
East Greenwich, RI 02818
TEL +1-401-884-2893 - FAX: +1-401-884-1260
WWW.ESILLC.CC
E-MAIL: SALES@ESILLC.CC / ENGINEERING@ESILLC.CC



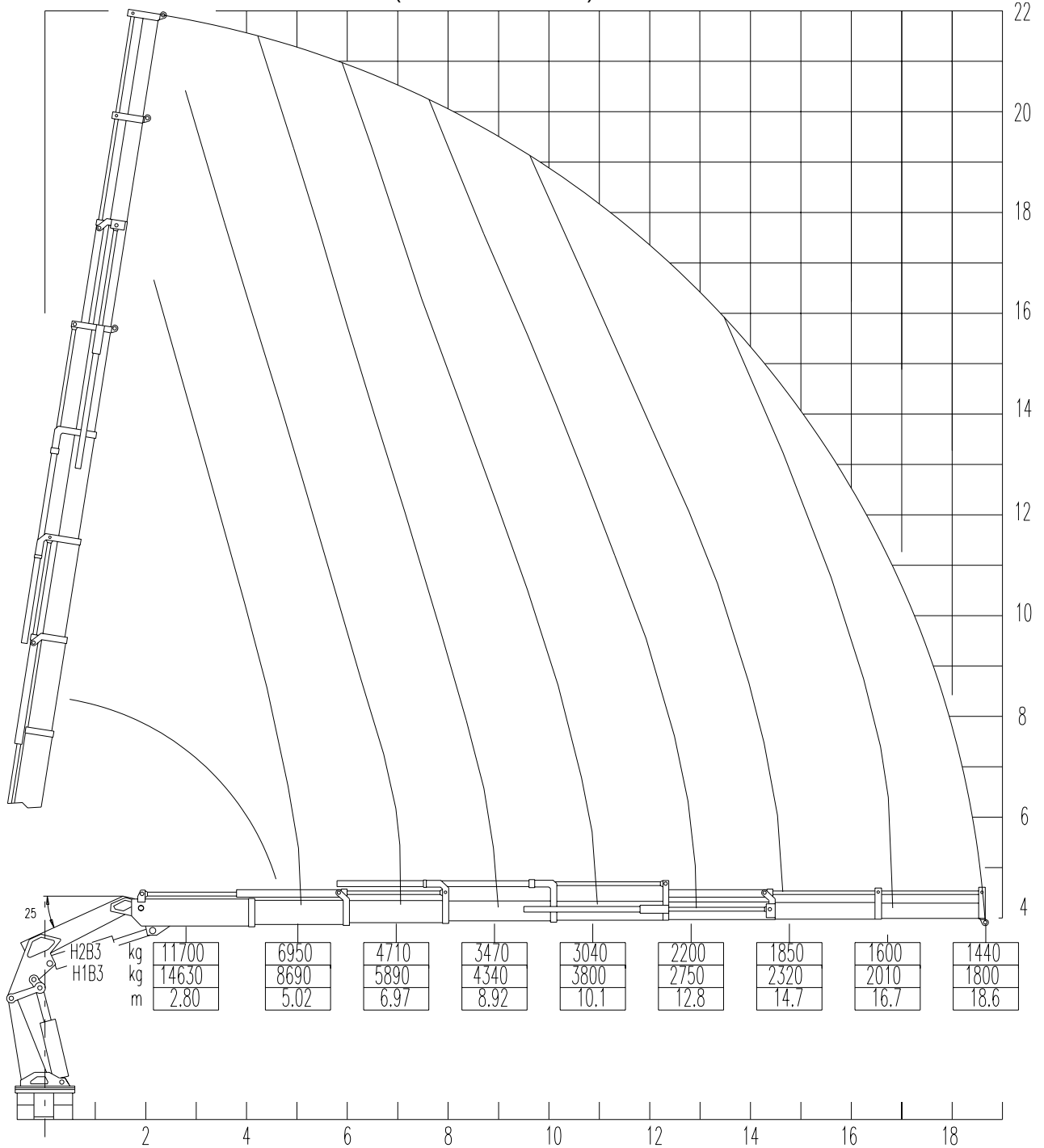
CRANE MODEL T-50500M

T – 50500/7S

LOADING DIAGRAM – UNITS: KG/ M

(1 KG = 2.204 LBS)

(1 M = 3.28 FEET)



**EQUIPMENT & SERVICES
INTERNATIONAL, LLC**

5810 Post Rd.
East Greenwich, RI 02818
TEL +1-401-884-2893 - FAX: +1-401-884-1260
WWW.ESILLC.CC
E-MAIL: SALES@ESILLC.CC / ENGINEERING@ESILLC.CC



CRANE MODEL T-50500M

T – 50500/7S

TECHNICAL DATA				
	METRIC		IMPERIAL - USA	
	H2B3	H1B3	H2B3	H1B3
MAXIMUM LIFTING MOMENT (H1B3)	tm 36.0	tm 45.0	LbsFt 260000	LbsFt 325000
MAXIMUM HORIZONTAL REACH (FT)	m 18.6		Ft in 61' 0"	
MAXIMUM VERTICAL REACH (FT)	m 22.0		Ft in 72' 2"	
SLEWING ANGLE	CONTINUOUS			
SLEWING SPEED	° / s 6			
MAXIMUM WORKING HEEL	4° (7%)			
HYDRAULIC PRESSURE	bar 260	bar 300	psi 3770	psi 4350
HYDRAULIC FLOW	dm ³ /min 80		Gal/min 21	
OIR RESERVOIR RECOMMENDED CAPACITY	dm ³ 200		Gal 53	
WEIGHT	kg 6550		Lbs 14400	

STANDARD FEATURES:

- HEXAGONAL SECTION EXTENSIONS FOR ADDED EXTRENGTH
- INDEPENDENT EXTENSION CYLINDERS
- DOUBLE SLEWING SYSTEM ON SHEAR BAL BEARING ROTATION TABLE
- FLANGED MOUNTED VALVES
- ASSEMBLY KIT – HYD. MANIFOLD, HOSES & FITTINGS.
- FABRICATED COMPONENTS ARE SANDBLASTED TO NEAR WHITE CONDITION
- 3-COAT MARINE PAINT SYSTEM
- CRANES ARE DESIGNED ACCORDING TO DIN 15018/H1B3 (H2B3 FOR MARINE CRANES)
- LOAD LIMITING DEVICE
- ESI POWER SYSTEM (AVPS)

OPTIONS:

- HYDRAULIC WINCH
- REMOTE CONTROLS
- MANUAL EXTENSIONS
- ADDITIONAL STAGES IN CONTROL MANIFOLD TO OPERATE ADDITIONAL ACCESSORIES

**EQUIPMENT & SERVICES
INTERNATIONAL, LLC**

5810 Post Rd.
East Greenwich, RI 02818
TEL +1-401-884-2893 - FAX: +1-401-884-1260
WWW.ESILLC.CC
E-MAIL: SALES@ESILLC.CC / ENGINEERING@ESILLC.CC



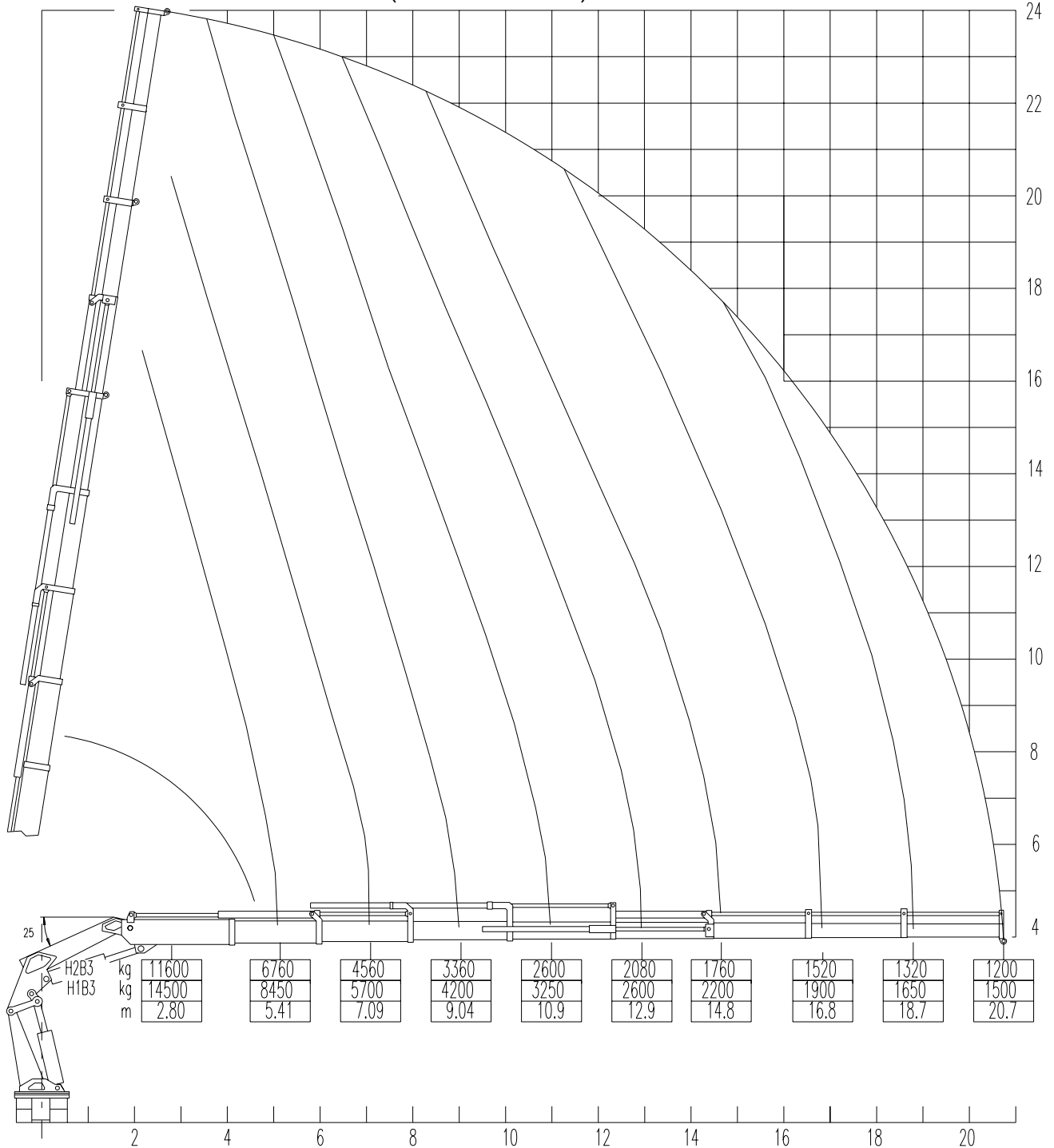
CRANE MODEL T-50500M

T – 50500/8S

LOADING DIAGRAM – UNITS: KG/ M

(1 KG = 2.204 LBS)

(1 M = 3.28 FEET)



**EQUIPMENT & SERVICES
INTERNATIONAL, LLC**

5810 Post Rd.
East Greenwich, RI 02818
TEL +1-401-884-2893 - FAX: +1-401-884-1260
WWW.ESILLC.CC
E-MAIL: SALES@ESILLC.CC / ENGINEERING@ESILLC.CC



CRANE MODEL T-50500M

50500/8S

TECHNICAL DATA				
	METRIC		IMPERIAL - USA	
	H2B3	H1B3	H2B3	H1B3
MAXIMUM LIFTING MOMENT (H1B3)	tm 35.6	tm 44.5	LbsFt 257000	LbsFt 322000
MAXIMUM HORIZONTAL REACH (FT)	m 20.7		Ft in 67' 11"	
MAXIMUM VERTICAL REACH (FT)	m 24.0		Ft in 78' 9"	
SLEWING ANGLE	CONTINUOUS			
SLEWING SPEED	° / s 6			
MAXIMUM WORKING HEEL	4° (7%)			
HYDRAULIC PRESSURE	bar 260	bar 300	psi 3770	psi 4350
HYDRAULIC FLOW	dm ³ /min 80		Gal/min 21	
OIR RESERVOIR RECOMMENDED CAPACITY	dm ³ 200		Gal 53	
WEIGHT	kg 6700		Lbs 14700	

STANDARD FEATURES:

- HEXAGONAL SECTION EXTENSIONS FOR ADDED EXTRENGTH
- INDEPENDENT EXTENSION CYLINDERS
- DOUBLE SLEWING SYSTEM ON SHEAR BAL BEARING ROTATION TABLE
- FLANGED MOUNTED VALVES
- ASSEMBLY KIT – HYD. MANIFOLD, HOSES & FITTINGS.
- FABRICATED COMPONENTS ARE SANDBLASTED TO NEAR WHITE CONDITION
- 3-COAT MARINE PAINT SYSTEM
- CRANES ARE DESIGNED ACCORDING TO DIN 15018/H1B3 (H2B3 FOR MARINE CRANES)
- LOAD LIMITING DEVICE
- ESI POWER SYSTEM (AVPS)

OPTIONS:

- HYDRAULIC WINCH
- REMOTE CONTROLS
- MANUAL EXTENSIONS
- ADDITIONAL STAGES IN CONTROL MANIFOLD TO OPERATE ADDITIONAL ACCESSORIES